



Local Public Health System
Performance Assessment

Report of Results

Sandusky County Health Department

4/13/2011

Table of Contents

A. The NPHPSP Report of Results

- I. Introduction
- II. About the Report
- III. Tips for Interpreting and Using NPHPSP Assessment Results
- IV. Final Remarks

B. Performance Assessment Instrument Results

- I. How well did the system perform the ten Essential Public Health Services (EPHS)?
- II. How well did the system perform on specific Model Standards?
- III. Overall, how well is the system achieving optimal activity levels?

Appendix

Resources for Next Steps

The National Public Health Performance Standards Program

Local Public Health System Performance Assessment Report of Results

A. The NPHPSP Report of Results

I. INTRODUCTION

The National Public Health Performance Standards Program (NPHPSP) assessments are intended to help users answer questions such as "What are the activities and capacities of our public health system?" and "How well are we providing the Essential Public Health Services in our jurisdiction?" The dialogue that occurs in answering these questions can help to identify strengths and weaknesses and determine opportunities for improvement.

The NPHPSP is a partnership effort to improve the practice of public health and the performance of public health systems. The NPHPSP assessment instruments guide state and local jurisdictions in evaluating their current performance against a set of optimal standards. Through these assessments, responding sites consider the activities of all public health system partners, thus addressing the activities of all public, private and voluntary entities that contribute to public health within the community.

Three assessment instruments have been designed to assist state and local partners in assessing and improving their public health systems or boards of health. These instruments are the:

- State Public Health System Performance Assessment Instrument,
- Local Public Health System Performance Assessment Instrument, and
- Local Public Health Governance Performance Assessment Instrument.

The NPHPSP is a collaborative effort of seven national partners:

- Centers for Disease Control and Prevention, Office of Chief of Public Health Practice (CDC/OCPHP)
- American Public Health Association (APHA)
- Association of State and Territorial Health Officials (ASTHO)
- National Association of County and City Health Officials (NACCHO)
- National Association of Local Boards of Health (NALBOH)
- National Network of Public Health Institutes (NNPHI)
- Public Health Foundation (PHF)

This report provides a summary of results from the NPHPSP Local Public Health System Assessment (OMB Control number 0920-0555, expiration date: August 31, 2013). The report, including the charts, graphs, and scores, are intended to help sites gain a good understanding of their performance and move on to the next step in strengthening their public system.

II. ABOUT THE REPORT

Calculating the scores

The NPHPSP assessment instruments are constructed using the Essential Public Health Services (EPHS) as a framework. Within the Local Instrument, each EPHS includes between 2-4 model standards that describe the key aspects of an optimally performing public health system. Each model standard is followed by assessment questions that serve as measures of performance. Each site's responses to these questions should indicate how well the model standard - which portrays the highest level of performance or "gold standard" - is being met.

Sites responded to assessment questions using the following response options below. These same categories are used in this report to characterize levels of activity for Essential Services and model standards.

NO ACTIVITY	0% or absolutely no activity.
MINIMAL ACTIVITY	Greater than zero, but no more than 25% of the activity described within the question is met.
MODERATE ACTIVITY	Greater than 25%, but no more than 50% of the activity described within the question is met.
SIGNIFICANT ACTIVITY	Greater than 50%, but no more than 75% of the activity described within the question is met.
OPTIMAL ACTIVITY	Greater than 75% of the activity described within the question is met.

Using the responses to all of the assessment questions, a scoring process generates scores for each first-tier or "stem" question, model standard, Essential Service, and one overall score. The scoring methodology is available from CDC or can be accessed on-line at <http://www.cdc.gov/nphpsp/conducting.html>.

Understanding data limitations

Respondents to the self-assessment should understand what the performance scores represent and potential data limitations. All performance scores are a composite; stem question scores represent a composite of the stem question and subquestion responses; model standard scores are a composite of the question scores within that area, and so on. The responses to the questions within the assessment are based upon processes that utilize input from diverse system participants with different experiences and perspectives. The gathering of these inputs and the development of a response for each question incorporates an element of subjectivity, which can be minimized through the use of particular assessment methods. Additionally, while certain assessment methods are recommended, processes can differ among sites. The assessment methods are not fully standardized and these differences in administration of the self-assessment may introduce an element of measurement error. In addition, there are differences in knowledge about the public health system among assessment participants. This may lead to some interpretation differences and issues for some questions, potentially introducing a degree of random non-sampling error.

Because of the limitations noted, the results and recommendations associated with these reported data should be used for quality improvement purposes. More specifically, results should be utilized for guiding an overall public health infrastructure and performance improvement process for the public health system. These data represent the collective performance of all organizational participants in the assessment of the local public health system. The data and results should not be interpreted to reflect the capacity or performance of any single agency or organization.

Presentation of results

The NPHPSP has attempted to present results - through a variety of figures and tables - in a user-friendly and clear manner. Results are presented in a Microsoft Word document, which allows users to easily copy and paste or edit the report for their own customized purposes. Original responses to all questions are also available.

For ease of use, many figures in tables use short titles to refer to Essential Services, model standards, and questions. If in doubt of the meaning, please refer to the full text in the assessment instruments.

Sites may choose to complete two optional questionnaires - one which asks about priority of each model standard and the second which assesses the local health department's contribution to achieving the model standard. Sites that submit responses for these questionnaires will see the results included as an additional component of their reports. Recipients of the priority results section may find that the scatter plot figures include data points that overlap. This is unavoidable when presenting results that represent similar data; in these cases, sites may find that the table listing of results will more clearly show the results found in each quadrant.

III. TIPS FOR INTERPRETING AND USING NPHPSP ASSESSMENT RESULTS

The use of these results by respondents to strengthen the public health system is the most important part of the performance improvement process that the NPHPSP is intended to promote. Report data may be used to identify strengths and weaknesses within the local public health system and pinpoint areas of performance that need improvement. The NPHPSP User Guide describes steps for using these results to develop and implement public health system performance improvement plans. Implementation of these plans is critical to achieving a higher performing public health system. Suggested steps in developing such improvement plans are:

1. Organize Participation for Performance Improvement
2. Prioritize Areas for Action
3. Explore "Root Causes" of Performance Problems
4. Develop and Implement Improvement Plans
5. Regularly Monitor and Report Progress

Refer to the User Guide section, "After We Complete the Assessment, What Next?" for details on the above steps.

Assessment results represent the collective performance of all entities in the local public health system and not any one organization. Therefore, system partners should be involved in the discussion of results and improvement strategies to assure that this information is appropriately used. The assessment results can drive improvement planning within each organization as well as system-wide. In addition, coordinated use of the Local Instrument with the Governance Instrument or state-wide use of the Local Instrument can lead to more successful and comprehensive improvement plans to address more systemic statewide issues.

Although respondents will ultimately want to review these results with stakeholders in the context of their overall performance improvement process, they may initially find it helpful to review the results either individually or in a small group. The following tips may be helpful when initially reviewing the results, or preparing to present the results to performance improvement stakeholders.

Examine performance scores

First, sites should take a look at the overall or composite performance scores for Essential Services and model standards. These scores are presented visually in order by Essential Service (Figure 1) and in ascending order (Figure 2). Additionally, Figure 3 uses color designations to indicate performance level categories. Examination of these scores can immediately give a sense of the local public health system's greatest strengths and weaknesses.

Review the range of scores within each Essential Service and model standard

The Essential Service score is an average of the model standard scores within that service, and, in turn, the model standard scores represent the average of stem question scores for that standard. If there is great range or difference in scores, focusing attention on the model standard(s) or questions with the lower scores will help to identify where performance inconsistency or weakness may be. Some figures, such as the bar charts in Figure 4, provide "range bars" which indicate the variation in scores. Looking for long range bars will help to easily identify these opportunities.

Also, refer back to the original question responses to determine where weaknesses or inconsistencies in performance may be occurring. By examining the assessment questions, including the subquestions and discussion toolbox items, participants will be reminded of particular areas of concern that may most need attention.

Consider the context

The NPHPSP User Guide and other technical assistance resources strongly encourage responding jurisdictions to gather and record qualitative input from participants throughout the assessment process. Such information can include insights that shaped group responses, gaps that were uncovered, solutions to identified problems, and impressions or early ideas for improving system performance. This information should have emerged from the general discussion of the model standards and assessment questions, as well as the responses to discussion toolbox topics.

The results viewed in this report should be considered within the context of this qualitative information, as well as with other information. The assessment report, by itself, is not intended to be the sole "roadmap" to answer the question of what a local public health system's performance improvement priorities should be. The original purpose of the assessment, current issues being addressed by the community, and the needs and interests for all stakeholders should be considered.

Some sites have used a process such as Mobilizing for Action through Planning and Partnerships (MAPP) to address their NPHPSP data within the context of other community issues. In the MAPP process, local users consider the NPHPSP results in addition to three other assessments - community health status, community themes and strengths, and forces of change - before determining strategic issues, setting priorities, and developing action plans. See "Resources for Next Steps" for more about MAPP.

Use the optional priority rating and agency contribution questionnaire results

Sites may choose to complete two optional questionnaires - one which asks about priority of each model standard and the second which assesses the local health department's contribution to achieving of the model standard. The supplemental priority questionnaire, which asks about the priority of each model standard to the public health system, should guide sites in considering their performance scores in relationship to their own system's priorities. The use of this questionnaire can guide sites in targeting their limited attention and resources to areas of high priority but low performance. This information should serve to catalyze or strengthen the performance improvement activities resulting from the assessment process.

The second questionnaire, which asks about the contribution of the public health agency to each model standard, can assist sites in considering the role of the agency in performance improvement efforts. Sites that use this component will see a list of questions to consider regarding the agency role and as it relates to the results for each model standard. These results may assist the local health department in its own strategic planning and quality improvement activities.

IV. FINAL REMARKS

The challenge of preventing illness and improving health is ongoing and complex. The ability to meet this challenge rests on the capacity and performance of public health systems. Through well equipped, high-performing public health systems, this challenge can be addressed. Public health performance standards are intended to guide the development of stronger public health systems capable of improving the health of populations. The development of high-performing public health systems will increase the likelihood that all citizens have access to a defined optimal level of public health services. Through periodic assessment guided by model performance standards, public health leaders can improve collaboration and integration among the many components of a public health system, and more effectively and efficiently use resources while improving health intervention services.

B. Performance Assessment Instrument Results

I. How well did the system perform the ten Essential Public Health Services (EPHS)?

Table 1: Summary of performance scores by Essential Public Health Service (EPHS)

EPHS	Score
1 Monitor Health Status To Identify Community Health Problems	94
2 Diagnose And Investigate Health Problems and Health Hazards	76
3 Inform, Educate, And Empower People about Health Issues	64
4 Mobilize Community Partnerships to Identify and Solve Health Problems	69
5 Develop Policies and Plans that Support Individual and Community Health Efforts	79
6 Enforce Laws and Regulations that Protect Health and Ensure Safety	75
7 Link People to Needed Personal Health Services and Assure the Provision of Health Care when Otherwise Unavailable	72
8 Assure a Competent Public and Personal Health Care Workforce	83
9 Evaluate Effectiveness, Accessibility, and Quality of Personal and Population-Based Health Services	88
10 Research for New Insights and Innovative Solutions to Health Problems	56
Overall Performance Score	76

Figure 1: Summary of EPHS performance scores and overall score (with range)

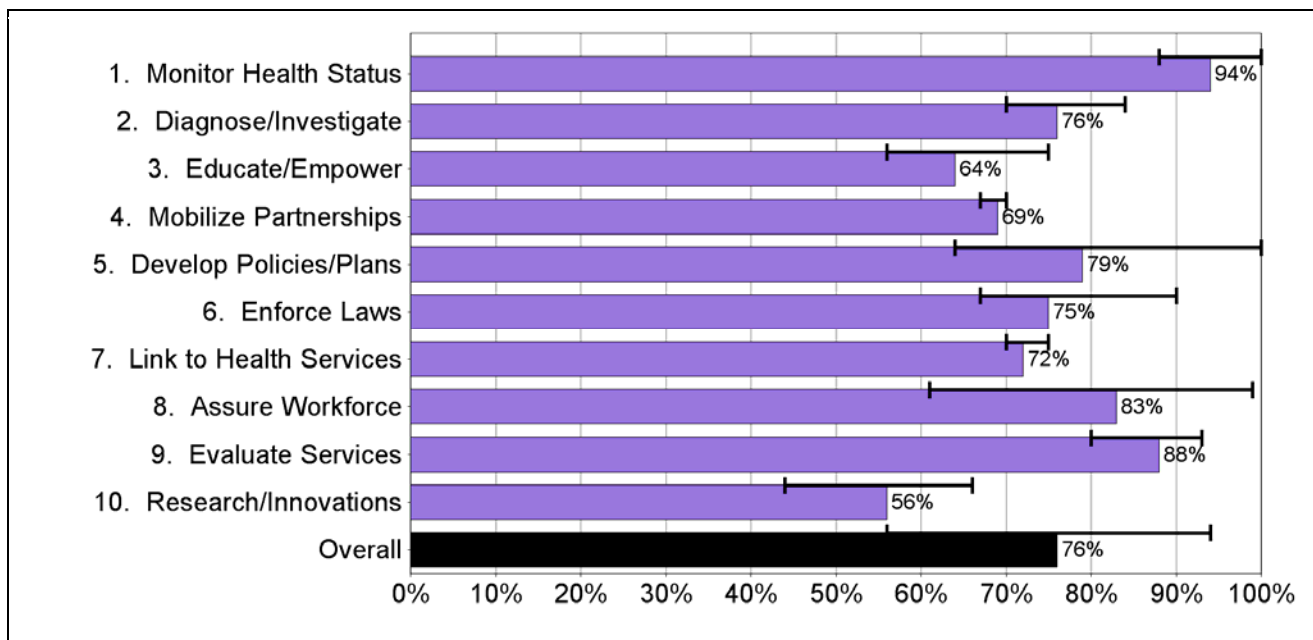


Table 1 (above) provides a quick overview of the system's performance in each of the 10 Essential Public Health Services (EPHS). Each EPHS score is a composite value determined by the scores given to those activities that contribute to each Essential Service. These scores range from a minimum value of 0% (no activity is performed pursuant to the standards) to a maximum of 100% (all activities associated with the standards are performed at optimal levels).

Figure 1 (above) displays performance scores for each Essential Service along with an overall score that indicates the average performance level across all 10 Essential Services. The range bars show the minimum and maximum values of responses within the Essential Service and an overall score. Areas of wide range may warrant a closer look in **Figure 4** or the raw data.

Figure 2: Rank ordered performance scores for each Essential Service

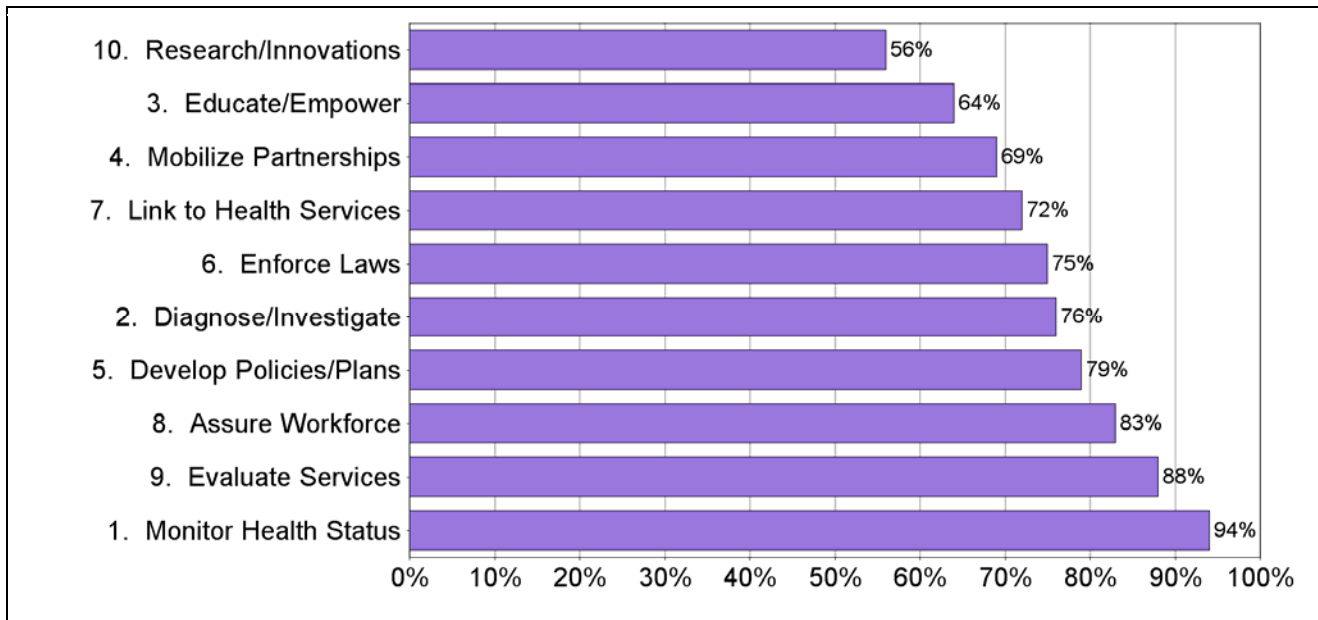


Figure 3: Rank ordered performance scores for each Essential Service, by level of activity

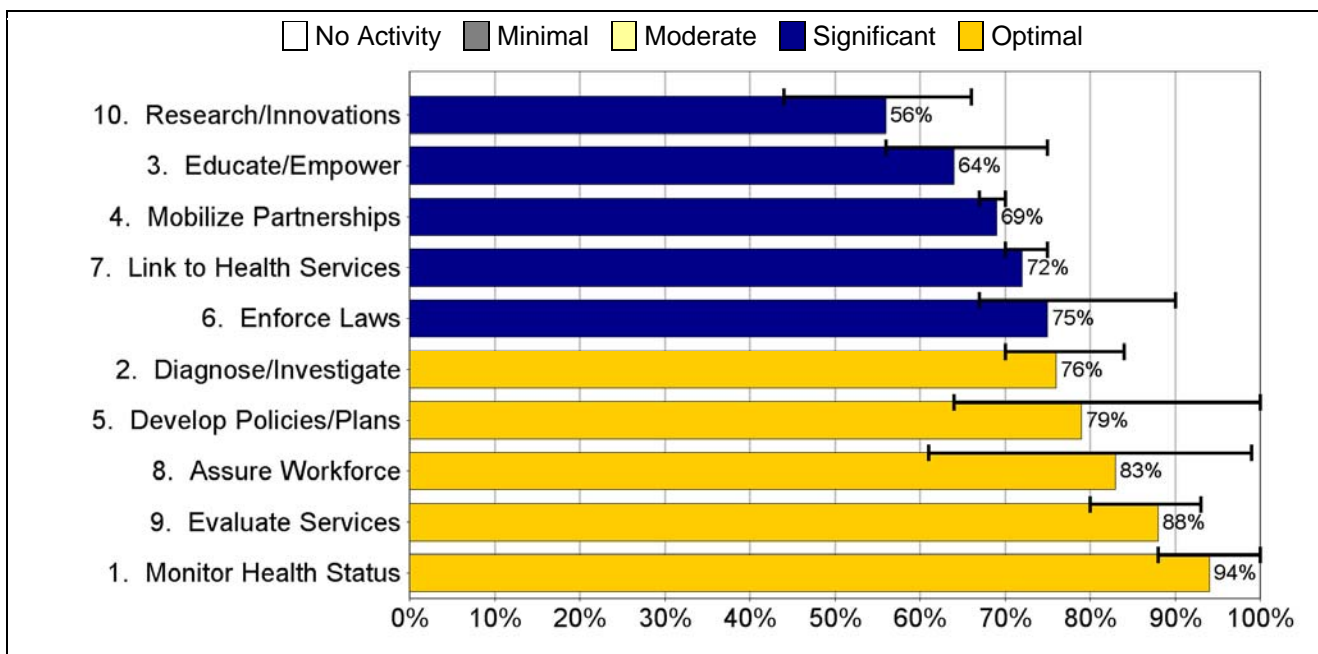


Figure 2 (above) displays each composite score from low to high, allowing easy identification of service domains where performance is relatively strong or weak.

Figure 3 (above) provides a composite picture of the previous two graphs. The range lines show the range of responses within an Essential Service. The color coded bars make it easier to identify which of the Essential Services fall in the five categories of performance activity.

Figure 4 (next page) shows scores for each model standard. Sites can use these graphs to pinpoint specific activities within the Essential Service that may need a closer look. Note these scores also have range bars, showing sub-areas that comprise the model standard.

II. How well did the system perform on specific model standards?

Figure 4: Performance scores for each model standard, by Essential Service

Table 2: Summary of performance scores by Essential Public Health Service (EPHS) and model standard

Essential Public Health Service	Score
EPHS 1. Monitor Health Status To Identify Community Health Problems	94
1.1 Population-Based Community Health Profile (CHP)	95
1.1.1 Community health assessment	94
1.1.2 Community health profile (CHP)	91
1.1.3 Community-wide use of community health assessment or CHP data	100
1.2 Access to and Utilization of Current Technology to Manage, Display, Analyze and Communicate Population Health Data	100
1.2.1 State-of-the-art technology to support health profile databases	100
1.2.2 Access to geocoded health data	100
1.2.3 Use of computer-generated graphics	100
1.3 Maintenance of Population Health Registries	88
1.3.1 Maintenance of and/or contribution to population health registries	75
1.3.2 Use of information from population health registries	100
EPHS 2. Diagnose And Investigate Health Problems and Health Hazards	76
2.1 Identification and Surveillance of Health Threats	75
2.1.1 Surveillance system(s) to monitor health problems and identify health threats	75
2.1.2 Submission of reportable disease information in a timely manner	75
2.1.3 Resources to support surveillance and investigation activities	75
2.2 Investigation and Response to Public Health Threats and Emergencies	84
2.2.1 Written protocols for case finding, contact tracing, source identification, and containment	100
2.2.2 Current epidemiological case investigation protocols	75
2.2.3 Designated Emergency Response Coordinator	88
2.2.4 Rapid response of personnel in emergency / disasters	81
2.2.5 Evaluation of public health emergency response	75
2.3 Laboratory Support for Investigation of Health Threats	70
2.3.1 Ready access to laboratories for routine diagnostic and surveillance needs	75
2.3.2 Ready access to laboratories for public health threats, hazards, and emergencies	56
2.3.3 Licenses and/or credentialed laboratories	75
2.3.4 Maintenance of guidelines or protocols for handling laboratory samples	75
EPHS 3. Inform, Educate, And Empower People about Health Issues	64
3.1 Health Education and Promotion	56
3.1.1 Provision of community health information	50
3.1.2 Health education and/or health promotion campaigns	56
3.1.3 Collaboration on health communication plans	63
3.2 Health Communication	62
3.2.1 Development of health communication plans	45
3.2.2 Relationships with media	67
3.2.3 Designation of public information officers	75
3.3 Risk Communication	75
3.3.1 Emergency communications plan(s)	75
3.3.2 Resources for rapid communications response	75
3.3.3 Crisis and emergency communications training	75
3.3.4 Policies and procedures for public information officer response	75

Essential Public Health Service	Score
EPHS 4. Mobilize Community Partnerships to Identify and Solve Health Problems	69
4.1 Constituency Development	67
4.1.1 Identification of key constituents or stakeholders	75
4.1.2 Participation of constituents in improving community health	69
4.1.3 Directory of organizations that comprise the LPHS	75
4.1.4 Communications strategies to build awareness of public health	50
4.2 Community Partnerships	70
4.2.1 Partnerships for public health improvement activities	69
4.2.2 Community health improvement committee	95
4.2.3 Review of community partnerships and strategic alliances	48
EPHS 5. Develop Policies and Plans that Support Individual and Community Health Efforts	79
5.1 Government Presence at the Local Level	64
5.1.1 Governmental local public health presence	100
5.1.2 Resources for the local health department	55
5.1.3 Local board of health or other governing entity (not scored)	0
5.1.4 LHD work with the state public health agency and other state partners	38
5.2 Public Health Policy Development	76
5.2.1 Contribution to development of public health policies	67
5.2.2 Alert policymakers/public of public health impacts from policies	75
5.2.3 Review of public health policies	88
5.3 Community Health Improvement Process	77
5.3.1 Community health improvement process	57
5.3.2 Strategies to address community health objectives	75
5.3.3 Local health department (LHD) strategic planning process	100
5.4 Plan for Public Health Emergencies	100
5.4.1 Community task force or coalition for emergency preparedness and response plans	100
5.4.2 All-hazards emergency preparedness and response plan	100
5.4.3 Review and revision of the all-hazards plan	100
EPHS 6. Enforce Laws and Regulations that Protect Health and Ensure Safety	75
6.1 Review and Evaluate Laws, Regulations, and Ordinances	69
6.1.1 Identification of public health issues to be addressed through laws, regulations, and ordinances	0
6.1.2 Knowledge of laws, regulations, and ordinances	100
6.1.3 Review of laws, regulations, and ordinances	75
6.1.4 Access to legal counsel	100
6.2 Involvement in the Improvement of Laws, Regulations, and Ordinances	67
6.2.1 Identification of public health issues not addressed through existing laws	25
6.2.2 Development or modification of laws for public health issues	75
6.2.3 Technical assistance for drafting proposed legislation, regulations, or ordinances	100
6.3 Enforce Laws, Regulations and Ordinances	90
6.3.1 Authority to enforce laws, regulation, ordinances	100
6.3.2 Public health emergency powers	100
6.3.3 Enforcement in accordance with applicable laws, regulations, and ordinances	100
6.3.4 Provision of information about compliance	75
6.3.5 Assessment of compliance	75



Essential Public Health Service	Score
EPHS 7. Link People to Needed Personal Health Services and Assure the Provision of Health Care when Otherwise Unavailable	72
7.1 Identification of Populations with Barriers to Personal Health Services	75
7.1.1 Identification of populations who experience barriers to care	100
7.1.2 Identification of personal health service needs of populations	63
7.1.3 Assessment of personal health services available to populations who experience barriers to care	63
7.2 Assuring the Linkage of People to Personal Health Services	70
7.2.1 Link populations to needed personal health services	75
7.2.2 Assistance to vulnerable populations in accessing needed health services	54
7.2.3 Initiatives for enrolling eligible individuals in public benefit programs	75
7.2.4 Coordination of personal health and social services	75
EPHS 8. Assure a Competent Public and Personal Health Care Workforce	83
8.1 Workforce Assessment Planning, and Development	61
8.1.1 Assessment of the LPHS workforce	75
8.1.2 Identification of shortfalls and/or gaps within the LPHS workforce	84
8.1.3 Dissemination of results of the workforce assessment / gap analysis	25
8.2 Public Health Workforce Standards	80
8.2.1 Awareness of guidelines and/or licensure/certification requirements	75
8.2.2 Written job standards and/or position descriptions	75
8.2.3 Annual performance evaluations	75
8.2.4 LHD written job standards and/or position descriptions	100
8.2.5 LHD performance evaluations	75
8.3 Life-Long Learning Through Continuing Education, Training, and Mentoring	99
8.3.1 Identification of education and training needs for workforce development	98
8.3.2 Opportunities for developing core public health competencies	100
8.3.3 Educational and training incentives	100
8.3.4 Interaction between personnel from LPHS and academic organizations	100
8.4 Public Health Leadership Development	93
8.4.1 Development of leadership skills	97
8.4.2 Collaborative leadership	88
8.4.3 Leadership opportunities for individuals and/or organizations	100
8.4.4 Recruitment and retention of new and diverse leaders	88

Essential Public Health Service	Score
EPHS 9. Evaluate Effectiveness, Accessibility, and Quality of Personal and Population-Based Health Services	88
9.1 Evaluation of Population-based Health Services	93
9.1.1 Evaluation of population-based health services	94
9.1.2 Assessment of community satisfaction with population-based health services	78
9.1.3 Identification of gaps in the provision of population-based health services	100
9.1.4 Use of population-based health services evaluation	100
9.2 Evaluation of Personal Health Care Services	80
9.2.1. In Personal health services evaluation	100
9.2.2 Evaluation of personal health services against established standards	100
9.2.3 Assessment of client satisfaction with personal health services	88
9.2.4 Information technology to assure quality of personal health services	38
9.2.5 Use of personal health services evaluation	75
9.3 Evaluation of the Local Public Health System	91
9.3.1 Identification of community organizations or entities that contribute to the EPHS	100
9.3.2 Periodic evaluation of LPHS	96
9.3.3 Evaluation of partnership within the LPHS	75
9.3.4 Use of LPHS evaluation to guide community health improvements	94
EPHS 10. Research for New Insights and Innovative Solutions to Health Problems	56
10.1 Fostering Innovation	66
10.1.1 Encouragement of new solutions to health problems	63
10.1.2 Proposal of public health issues for inclusion in research agenda	75
10.1.3 Identification and monitoring of best practices	75
10.1.4 Encouragement of community participation in research	50
10.2 Linkage with Institutions of Higher Learning and/or Research	58
10.2.1 Relationships with institutions of higher learning and/or research organizations	100
10.2.2 Partnerships to conduct research	25
10.2.3 Collaboration between the academic and practice communities	50
10.3 Capacity to Initiate or Participate in Research	44
10.3.1 Access to researchers	100
10.3.2 Access to resources to facilitate research	75
10.3.3 Dissemination of research findings	0
10.3.4 Evaluation of research activities	0

III. Overall, how well is the system achieving optimal activity levels?

Figure 5: Percentage of Essential Services scored in each level of activity




Figure 5 displays the percentage of the system's Essential Services scores that fall within the five activity categories. This chart provides the site with a high level snapshot of the information found in **Figure 3**.

Figure 6: Percentage of model standards scored in each level of activity



Figure 6 displays the percentage of the system's model standard scores that fall within the five activity categories.

Figure 7: Percentage of all questions scored in each level of activity




Figure 7 displays the percentage of all scored questions that fall within the five activity categories. This breakdown provides a closer snapshot of the system's performance, showing variation that may be masked by the scores in **Figures 5** and **6**.

APPENDIX: RESOURCES FOR NEXT STEPS

The NPHPSP offers a variety of information, technical assistance, and training resources to assist in quality improvement activities. Descriptions of these resources are provided below. Other resources and websites that may be of particular interest to NPHPSP users are also noted below.

- **Technical Assistance and Consultation** - NPHPSP partners are available for phone and email consultation to state and localities as they plan for and conduct NPHPSP assessment and performance improvement activities. Contact 1-800-747-7649 or phpsp@cdc.gov.
- **NPHPSP User Guide** - The NPHPSP User Guide section, "After We Complete the Assessment, What Next?" describes five essential steps in a performance improvement process following the use of the NPHPSP assessment instruments. The NPHPSP User Guide may be found on the NPHPSP website (<http://www.cdc.gov/NPHPSP/PDF/UserGuide.pdf>).
- **NPHPSP Online Tool Kit** - Additional resources that may be found on, or are linked to, the NPHPSP website (<http://www.cdc.gov/NPHPSP/generalResources.html>) under the "Post Assessment/ Performance Improvement" link include sample performance improvement plans, quality improvement and priority-setting tools, and other technical assistance documents and links.
- **NPHPSP Online Resource Center** - Designed specifically for NPHPSP users, the Public Health Foundation's online resource center (www.phf.org/nphpsp) for public health systems performance improvement allows users to search for State, Local, and Governance resources by model standards, essential public health service, and keyword.;
- **NPHPSP Monthly User Calls** - These calls feature speakers and dialogue on topic of interest to users. They also provide an opportunity for people from around the country to learn from each other about various approaches to the NPHPSP assessment and performance improvement process. Calls occur on the third Tuesday of each month, 2:00 - 3:00 ET. Contact phpsp@cdc.gov to be added to the email notification list for the call.
- **Annual Training Workshop** - Individuals responsible for coordinating performance assessment and improvement activities may attend an annual two-day workshop held in the spring of each year. Visit the NPHPSP website (<http://www.cdc.gov/nphpsp/annualTrainingWorkshop.html>) for more information.
- **Public Health Improvement Resource Center at the Public Health Foundation** - This website (www.phf.org/improvement) provides resources and tools for evaluating and building the capacity of public health systems. More than 100 accessible resources organized here support the initiation and continuation of quality improvement efforts. These resources promote performance management and quality improvement, community health information and data systems, accreditation preparation, and workforce development.
- **Mobilizing for Action through Planning and Partnerships (MAPP)** - MAPP has proven to be a particularly helpful tool for sites engaged in community-based health improvement planning. Systems that have just completed the NPHPSP may consider using the MAPP process as a way to launch their performance improvement efforts. Go to www.naccho.org/topics/infrastructure/MAPP to link directly to the MAPP website.